
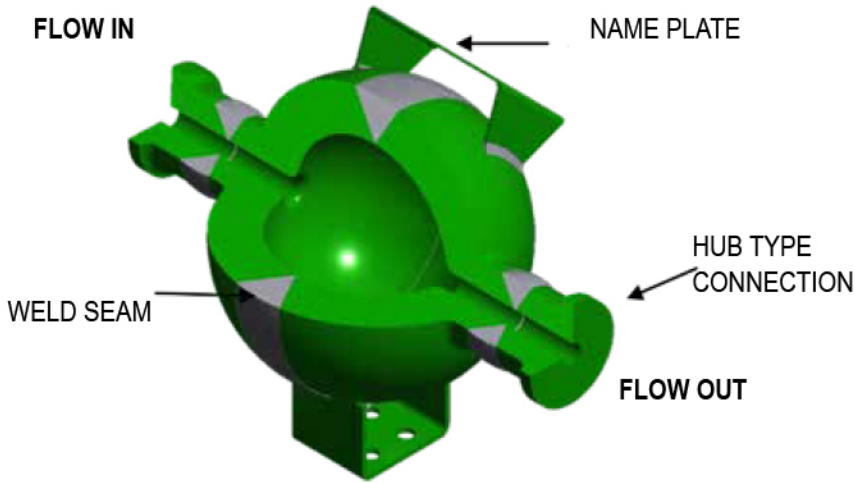




FEATURES & BENEFITS

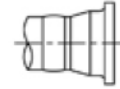
- Maintenance free
- No elastomers
- No parts or gas charging
- Reduced "Total System" cost
- Consistent peak to peak pressure variation control over broad pressure ranges
- Dampens both flow and acceleration pulsations
- Flow through design helps isolate pump from system
- Corrosion resistant materials
- High and low temperature capability
- Standard designs through 16,000 psi - Optional higher pressures available
- Suction model's contained liquid volume virtually eliminates acceleration pressure losses
- Suction model increases NPSH available
- Very low pressure drop
- Inlet/outlet connections can be different
- Optional 90 degree connections available





SUCTION INTERNAL NOZZLE

ORIFICE PLATE
(OPTIONAL)



HUB TYPE
(OPTIONAL)



NPT (OPTIONAL)

